

## MC980 Product Specification

Accuracy Grade		MDD : CLASSIIa NAWI : CLASSIII
Power source		230V AC (50/60Hz)
Electric current range		0.3A
Impedance measurement	Measurement System Measurement Frequency Measurement Current Electrode Materials Segment Measurement Measurement Range Accuracy at First Calibration	8 Electrode Segmental Multi-Frequency Bioelectrical Impedance Analysis 1kHz / 5kHz / 50kHz / 250kHz / 500kHz /1000kHz 90 µ A or less Feet ; Stainless steel / Handgrips : plated Whole body / Right arm / Left arm / Right leg / Left leg 75 - 1,500Ω (0.1 increments) ±2%
Weight measurement	Measurement System Maximum Capacity Minimum Graduation Accuracy at First Calibration	Strain Gauge Load Cell 300kg (Including Preset tare value) 0.1kg ±0.2kg
Display		10.4" 1024x768 TFT color LCD touch panel
Interface		USB A-type connector (USB host) x3 USB B-type connector (Device ) x1 LAN Port x1 Audio Plug (Mic-in, Line-out)
Usage conditions	Temperature range Relative humidity	5-3 °C 30-80% (without condensation)
Product weight		33kg
Product size	Platform Product Height	450 x 490 x 65 mm 1240 mm
Operating System		Microsoft® Windows® XP Professional Service Pack 3
Processor		Intel® Atom™ N270 1.6GHz
Memory		512MB DDR2
SSD		Compact Flash Type1 4GB
Input data	Registered user Clothes Weight User ID Name Date of Birth Gender Body Type Height Target Body fat % Password	0 - 10.0kg (0.1kg increments) maximum 16 alphanumeric characters maximum 16 alphanumeric characters After 1900 (5 to 99 years) Female / Male Standard / Athletic *1 90.0 - 249.9cm (0.1cm increments) 4-55%(1% increments) maximum 10 digits
Output items	Serial Number Whole Body Analysis Weight Fat % Fat Mass Fat Free Mass Muscle Mass Body Mass Index Bone Mass Protein (estimated) Metabolic Age*2 Basal Metabolic Rate BMR graph*2 Visceral Fat Rating*2 Visceral Fat graph*2 TBW TBW % ECW*2 ICW*2 ECW / TBW*2 ECW / TBW graph*2 Segmental Analysis Muscle Mass Muscle Mass Rating*2 Fat % Fat Mass Fat Rating*2 Body Balance Evaluation Physique Rating*2 Muscle Mass Balance*2 Leg Muscle Score*2 Body Fat Distribution*2 Result History Bioelectrical data	maximum 16 alphanumeric characters  0 - 300kg (0.1kg increments) 1 - 75% (0.1% increments) (0.1kg increments) (0.1kg increments) (0.1kg increments) (0.1 increments) (0.1kg increments) (0.1kg increments)  (1kcal / 1kJ increments)  1 - 55 (1 increments)  (0.1kg increments) (0.1% increments) (0.1kg increments) (0.1kg increments) (0.1% increments)  (0.1kg increments) -4 - +4 (1 increments) (0.1% increments) (0.1kg increments) -4 - +4 (1 increments)          Reactance / Resistance / Phase Angle



\*1 Athletic mode is only available for adults aged 18 - 99 years old  
\*2 Only available for adults aged 18 - 99 years old

Tanita Europe BV  
Hoogoorddreef 56e  
1101BE Amsterdam  
The Netherlands  
T. +31 (0)20 5602970  
E. info@tanita.eu  
W. www.tanita.eu

Content correct at time  
of printing. All product  
specifications are subject  
to change.

touchdesign uk oct 10

Introducing the latest technology from  
**TANITA**  
Monitoring Your Health



# MC980

Multi Frequency Segmental Body Composition Analyser  
**Fast. Accurate. Convenient.**

# Introducing the latest technology from **Tanita**



**The MC980 Multi Frequency Segmental Body Composition Monitor is the ultimate tool in providing indepth information for truly personalised consultations.**

Tanita has incorporated the very latest multi-frequency BIA technology together with increased data display and flexibility via in-built Microsoft® Windows® software. A full body composition analysis is performed in less than 30 seconds.

The data is then analysed and displayed on screen with full guidance notes and can easily be printed onto a consultation sheet for further discussion. Goals for weight and body fat can also be set to increase motivation and demonstrate progress of any weight or fitness program. All the user data can be stored and used for detailed trend analysis using data management software.

The MC980 has been awarded NAWI and MDD Approval for use in medical treatments and consultations.

**Compliance**



Products with this symbol are in compliance with the requirements of the Directive 2009 / 23 / EC for weighing with non automatic devices in the medical sector and the Directive 93/42/EEC for medical devices.



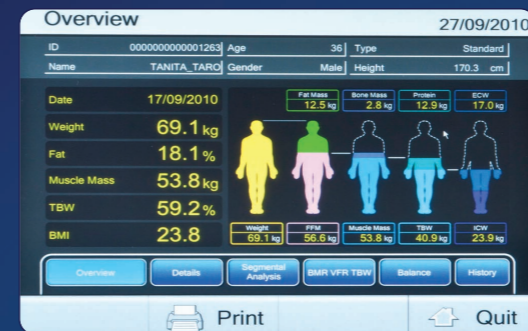
The scales with this symbol are validated to be accurate and legal for use within the medical sector according to EU regulations. It is compulsory to use a product with this compliance for use in all medical settings.



The scales with this symbol have been calibrated according to the precision class III in the Directive 2009 / 23 / EC

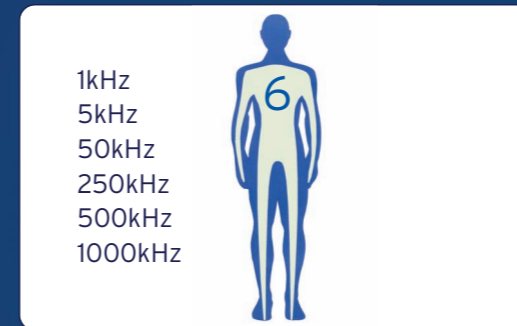


Tanita has obtained the DIN EN ISO 9001 standard.



**Powerful**

Perfectly balancing state of the art technology including multi frequency analysis, colour touch screen technology and Microsoft® Windows® real time operating system



**Clinical Accuracy**

**6 frequencies** allow heightened accuracy using the latest Tanita equations



**Repeatable**

**NAWI approved** weighing capacity of **300kg** and auto calibration before each and every analysis ensures optimum reproducibility of measurements



**Fast**


Full segmental body composition analysis taken in under **30 seconds**



**User friendly**

Designed to be used as a stand alone unit allowing clients to take a measurement without assistance thanks to the extra large **interactive touch screen display**

When **accuracy** matters



**Global**

In-built software runs in **14 languages**



**Practical**

A modular system for convenient transportation. The interlocking system can be set up in **under 5 minutes.**



# Simplicity at your fingertips

## Integrated Windows® for Maximum Flexibility

For the first time a fully featured Windows® real time operating system has been incorporated allowing maximum flexibility in downloading data, uploading updates and connecting printers and other accessories for data output.

## Inbuilt Software in 14 Languages

All of the in-built software is displayed in 14 languages (English, German, Spanish, Turkish, French, Italian, Dutch, Polish, Danish, Norwegian, Swedish, Finnish, Greek and Russian) making the administrator set up and usability simple, fast and stress free.

## Interactive Touch Screen Operation

The intelligent extra large touch screen display will effortlessly guide the client through the measurement process through the extra large interactive touch screen display. The user can register their profile data for future use or just take a single measurement.

## Full Analysis and Guidance Information Provided

Tanita has incorporated the latest Advanced BIA technology utilising 6 critical frequencies to take a body composition measurement in under 30 seconds.

With the ultra low platform design and high weight capacity of 300kg, the MC980 is suitable even for heavier patients. Once the measurement has been taken, the user can easily see in-depth information, screen by screen, of their results. Key measurements have guidance information boxes to help explain more intricate data.

## Registered Users Can Access Previous Measurements

If the user has registered their profile, their body composition analysis will be stored. A full history of each measurement can be shown to highlight their progress helping maintain motivation and understanding of how their body is changing over time.

## Detailed Consultation Sheet

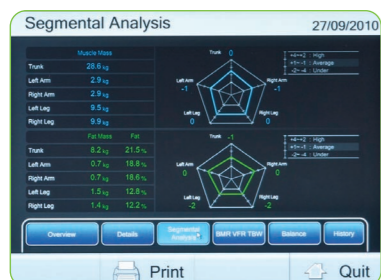
A full consultation sheet can then be printed on any Microsoft® Windows® compatible printer for further discussion or future reference. The printer can be connected directly to the MC980 for ease of use.

## Database Management Facility

The database management system allows full analysis and manipulation of data suitable for research projects, client data management or programme effectiveness. Data can easily be downloaded to any compatible PC via a simple USB connection.

## Modular and Portable

The MC980 construction is modular making transportation very convenient. Due to its clever design, it can be set up in under 5 minutes without any special equipment or tools. The in-built wheels allow for ease of movement from location to location.



The MC980 is the ultimate system in health and fitness monitoring.

Designed to enhance the service provided by health and fitness professionals, the analyser will provide instantaneous information that will compliment a personalised consultation

# Comprehensive analysis in seconds

This addition to the Tanita family of professional products brings fast, accurate results in seconds. The information is essential for providing a personalised and in-depth consultation on all aspects of body composition. The ability to register users and track their progress is also an invaluable tool in demonstrating the effectiveness of any weight loss or fitness program.

## Client Profile

The Tanita logo can be changed to any other logo to reinforce the service consultation. Other details include the personal data input and an ID number consisting of a maximum of 16 alpha numeric digits.

## Core Body Composition Details

This table and graph shows the core components of body composition. The data is represented in kg and % formats to provide a clear picture of their health and fitness status. The Desirable Range indicates general healthy ranges whereas the Target is pre-set to act as a motivator.

## BMR / VFR / TBW ANALYSIS

The Basal Metabolic Rate shows the number of calories required to keep the body functioning when at rest. This is further supported by a chart showing the effectiveness of burning calories. Visceral Fat is the harmful fat in the abdominal area. The rating indicates whether the level is within the healthy range. Measuring levels of body water is especially important for patients, the elderly, children and athletes.

Total Body Water shows the weight and % of water in the body. This is further divided into extra cellular and intra cellular water levels. The ECW/TBW ratio shows the relationship between extra cellular water and total body water. The optimal level is considered to be around 40%.



## Physique Rating

Physique rating assesses muscle and body fat rating into 9 body types. As activity levels change over time the balance of body fat and muscle will alter which will change the user's overall physique.

## Segmental Analysis

The segmental readings provide indepth information for each arm, leg and the trunk area. By comparing the results to average readings shown with the blue and green shaded areas, the user can instantly see how their own fat and muscle levels compare.

## Muscle Mass Balance

Shows the balance of muscle between the left and right side of the body.

## Leg Muscle Score

A score is given to the user's physical condition, and plotted against average healthy values for gender and age. The score is based on the user's leg muscle mass divided by their body weight. e.g. a healthy 20-25 year old should achieve a score of 100.

## Body Fat Distribution

The ratio of upper to lower body fat is calculated, and plotted against average healthy values for gender and age.

## History

Shows the first, past and most current core measurements. This information is also plotted on easy-to-read graphs.

## Reactance Resistance and Phase Angle Readings

The Reactance Resistance table indicates measurements for the impedance flow at each of the 6 multi frequency signals. Phase Angle is also shown. H-L = Hand - Leg, RL = Right Leg, LL = Left Leg, RH = Right Hand, LH = Left Hand, L-L = Leg to Leg

# TANITA Body Composition Analyzer

MC-980

Date: 17/09/2010 12:21

ID	000000000001263		
Name	TANITA_TARO	Height	170.3 cm
Age	36	Male	Type Standard PT 1.0 kg

### Details

	Result	Desirable	Target
Weight	69.1 kg	53.7 - 72.2kg	60.9 kg 8.2 kg
Fat	18.1 %	8.0 - 19.9 %	7.0 % 11.1 %
Fat Mass	12.5 kg	4.9 - 14.1 kg	4.3 kg 8.2 kg
FFM	56.6 kg	56.6	56.6 0.0
Muscle Mass	53.8 kg	53.8	
BMI	23.8	18.5 - 24.9	
Metabolic Age	30		

Fat Mass

12.5 kg

Bone Mass

2.8 kg

Protein

12.9 kg

ECW

17.0 kg

Weight

69.1 kg

FFM

56.6 kg

Muscle Mass

53.8 kg

TBW

40.9 kg

ICW

23.9 kg

### Physique Rating

Obese	Hidden obese	Obese	Solidly-Build
Over Fat			
Healthy	Under Exercised	Standard	Standard Muscular
Under Fat	Thin	Thin and Muscular	Very Muscular

### BMR VFR TBW

BMR	6870 kJ	1642 kcal
Visceral Fat Rating	6	
TBW	40.9 kg	59.2 %
ECW/TBW	41.6 %	

### Segmental Analysis

#### Muscle Mass

Trunk	28.6kg	0
Left Arm	2.9kg	-1
Right Arm	2.9kg	-1
Left Leg	9.5kg	0
Right Leg	9.9kg	0

#### Fat

Trunk	21.5% / 8.2kg	-1
Left Arm	18.8% / 0.7kg	0
Right Arm	18.6% / 0.7kg	0
Left Leg	12.8% / 1.5kg	-2
Right Leg	12.2% / 1.4kg	-2

### Balance

#### Muscle Mass Balance

#### Leg Muscle Score

#### Body Fat Distribution

### History

	Weight	Muscle Mass	Fat
Current	69.1	53.8	18.1
Previous	69.1	53.6	18.4
05/06/2010	69.1	53.3	18.8
30/04/2010	70.9	53.9	20.0
30/04/2010	69.1	53.7	18.3
30/04/2010	71.2	53.9	20.4
06/02/2010	68.7	54.9	15.9
18/12/2009	69.1	53.7	18.3
18/12/2009	70.6	54.0	19.4
23/10/2009	69.1	53.1	19.1
03/08/2009	70.7	53.9	19.8
15/05/2009	73.2	54.6	21.5
Initial	74.3	55.2	21.8

### Reactance Resistance

	1kHz	5kHz	50kHz	250kHz	500kHz	1000kHz	Phase
H-L	668.2	650.9	570.9	508.7	489.9	465.1	-6.2
L-L	-11.5	-29.4	-62.4	-55.8	-61.5	-98.7	-6.1
RL	262.4	255.6	224.0	201.9	195.6	189.4	-6.0
LL	-4.7	-11.4	-23.4	-17.1	-16.8	-19.0	-6.1
RH	261.9	255.8	223.9	201.3	194.5	189.1	-6.1
LH	-5.2	-11.4	-23.8	-17.4	-16.6	-18.2	-6.6
L-L	379.7	370.3	325.8	284.9	273.3	249.9	-6.6
	-5.0	-15.5	-37.8	-40.8	-49.4	-52.3	-6.5
	375.2	364.8	323.0	285.2	272.5	250.7	-6.5
	-4.9	-16.2	-36.7	-38.5	-45.5	-53.6	-6.2
	525.1	511.3	447.4	399.4	386.6	374.8	-6.2
	-9.0	-22.9	-48.9	-36.2	-33.1	-34.8	

© 2010 TANITA Corporation (0)